

# *Columbiana County Department of Job & Family Services*



## ANNUAL REPORT

2016

*Columbiana County Board of Commissioners:  
Michael Halleck, James Hoppel, Tim Weigle*



## **Message from the Director**

**We proudly present the 2016 Annual Report.**

**The information contained in this Report reflects the enormous effort put forth by staff here at CCDJFS during the past year.**

**Given the numbers we serve in every department, one can see that every day is a busy day for our workers. Every day we have the opportunity to engage with members of our community who are in need of our services. We are grateful for these opportunities as we work together to do what we can to make life better for many people in our county.**

**We continued to administer the programs of Child Support, Child Protective Services, and Public Assistance.**

**In September, we rolled out the Senior Services Program after the passage of the Levy in the fall of 2015. These services have been a huge benefit to many of our over 60 citizens who, prior to the Levy's passage, often had nowhere to turn for services and assistance.**

**We thank the Board of County Commissioners for placing their confidence in us, for supporting us in the work that we do, and for their efforts to ensure that Columbiana County provides a healthy environment in which to live, raise a family, and retire.**

**~Eileen Dray-Bardon, Director~**

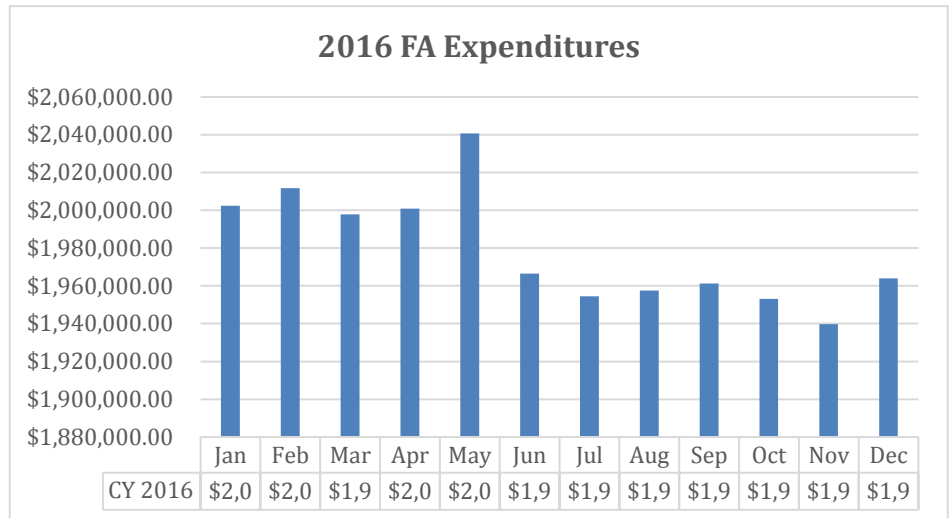
# TABLE OF CONTENTS

PUBLIC ASSISTANCE DEPARTMENT	1
CHILD PROTECTIVE SERVICES	5
ADULT PROTECTIVE/SENIOR SERVICES	6
CHILD SUPPORT ENFORCEMENT	7
BUSINESS OFFICE/ADMINISTRATION	8
HUMAN RESOURCES/STAFF	9
AGENCY ACTIVITIES	10

# PUBLIC ASSISTANCE DEPARTMENT

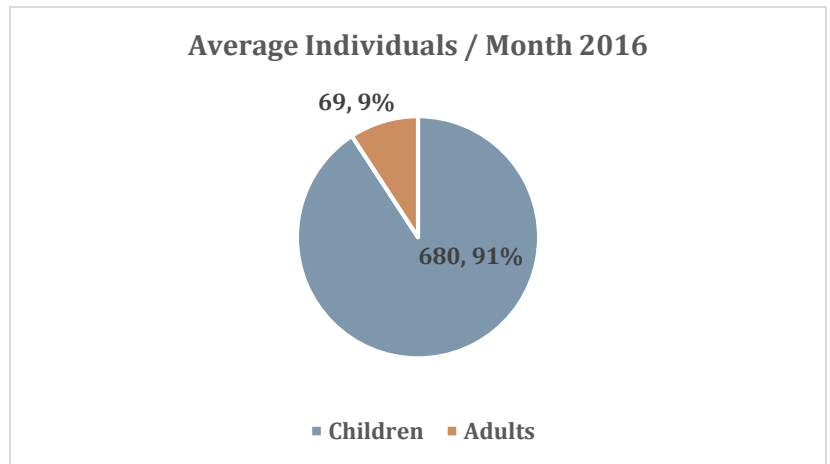
## SNAP (SUPPLEMENTAL NUTRITIONAL ASSISTANCE PROGRAM) FOOD ASSISTANCE

Recipients/month: 16,781  
Annual cost: \$23.7 million



## OWF (OHIO WORKS FIRST) CASH ASSISTANCE

Recipients/month: 749 (69 adults; 680 children)  
Annual cost: \$1.78 million



An average of 423 families/month received OWF assistance.

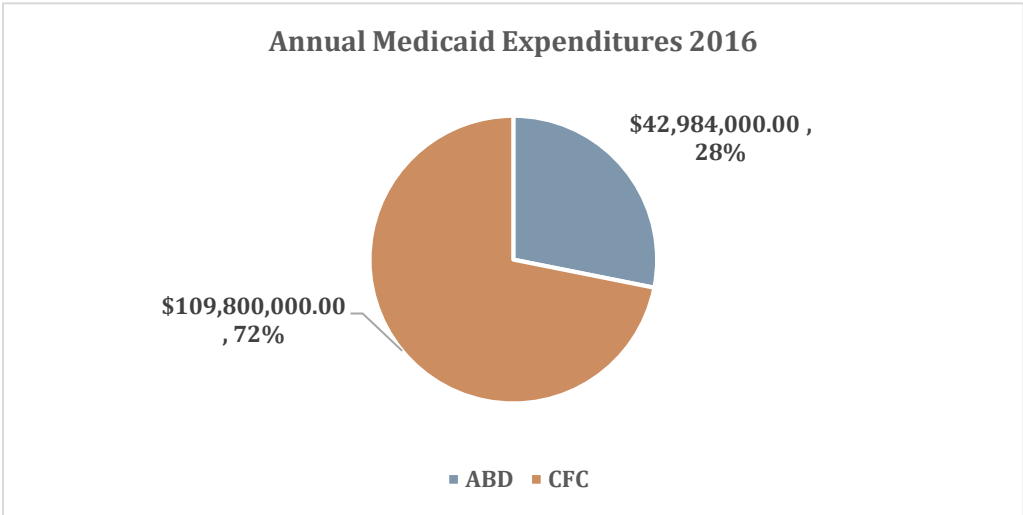
An average of 361 families/month were “child only” cases (i.e. grandparents raising grandchildren) and DID NOT have a work requirement to receive assistance.

An average of 62 families/month DID have a work requirement to receive assistance.

# PUBLIC ASSISTANCE DEPARTMENT

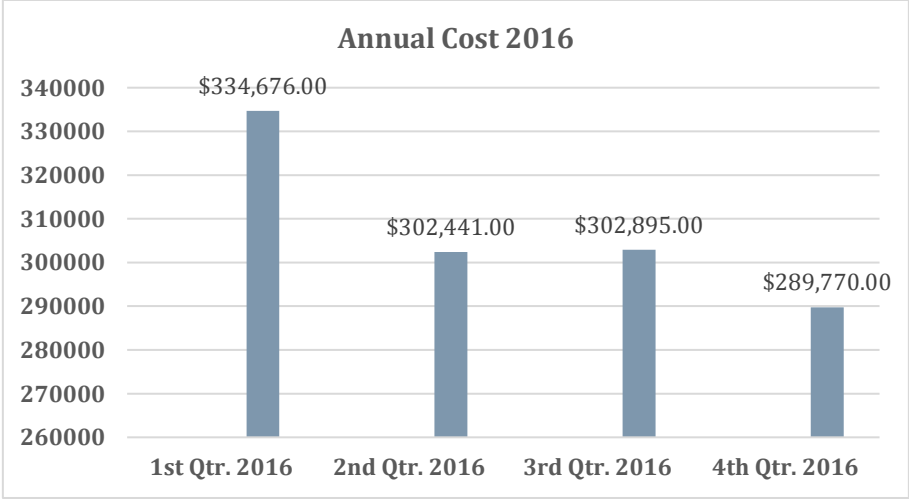
MEDICAID ASSISTANCE (AGED, BLIND, & DISABLED – ABD; COVERED FAMILIES WITH CHILDREN – CFC)

Recipients/month: 26,038  
 ABD 1,549 (6%)  
 CFC 24,489 (94%)  
 Annual Cost: \$152.8 million

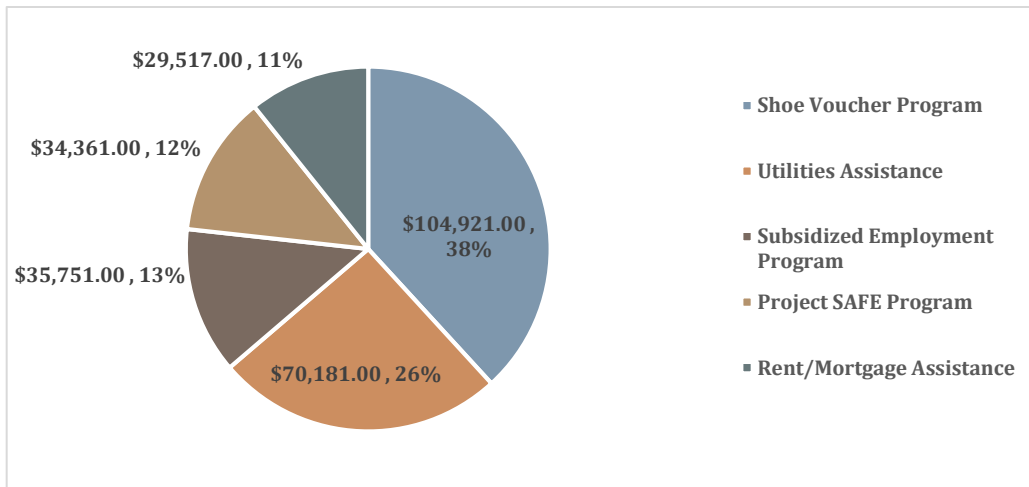
## NET (NON-EMERGENCY TRANSPORTATION) ASSISTANCE

Recipients/month: 392 (unduplicated consumers)  
 Miles Driven: 439,469 (36,622/month)  
 Annual cost: \$1.23 million (\$102,482/month)



# PUBLIC ASSISTANCE DEPARTMENT

## PRC (PREVENTION, RETENTION, CONTINGENCY) ASSISTANCE



The top 5 areas of PRC assistance in 2016 were the shoe program, utilities assistance, the subsidized employment program, Project SAFE services, and rent/mortgage assistance.

## CHILD CARE ASSISTANCE

Average children served/month: 716  
 Work: 1,061      Education: 95  
 Type B home providers: 42  
 Child care centers: 17  
 Hours of care provided: 808,179.2  
 Annual cost: \$2,984,326.39



## NURSING HOME ASSISTANCE



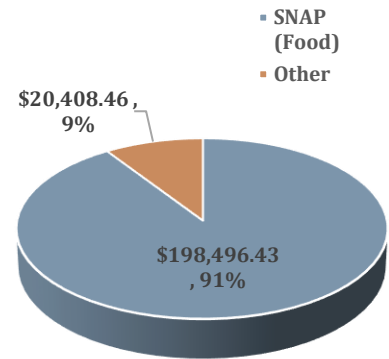
Average cases/month: 1,473  
 Waiver cases: 1,022  
 2399 Waiver Intakes: 308  
 Nursing Facility Intakes: 327

# PUBLIC ASSISTANCE DEPARTMENT

## FRAUD/BENEFIT RECOVERY UNIT



Benefits recovered in 2016: \$218,904.89  
 (91% was from food assistance – SNAP benefits)  
 “Other” benefits recovered included Aid to Dependent Children;  
 Daycare; Medicaid; Disability Assistance; and PRC Assistance



## SYEP (SUMMER YOUTH EMPLOYMENT PROGRAM)



Participating youths: 236  
 Participating worksites: 72  
 Total cost: \$769,067.64



## TANF (TEMPORARY ASSISTANCE FOR NEEDY FAMILIES) CONTRACTED SERVICES

Family services (parent/family support/respite; truancy; domestic violence):	\$ 215,308.19
Community services (transportation; gas vouchers; shoe/clothing vouchers):	161,507.54
Job services (summer youth jobs; job transportation):	769,067.64
<b>TOTAL:</b>	<b>\$ 1,145,883.37</b>

## JOB AND FAMILY SERVICES PLANNING COMMITTEE

The Planning Committee, comprised of representatives from county agencies/organizations, advises the county JFS on the needs of low-income families and provides direction in utilizing the county’s TANF allocation. Columbiana County is very fortunate to have a strong collaborative partnership among its social services agencies.





# CHILD PROTECTIVE SERVICES

## CALLS/INVESTIGATIONS

Calls reporting abuse/neglect: 2,332 (194/month)  
 Investigations: 693 (58/month)  
 Children in care/month: 82 (up from 67 in 2015)  
 Annual net foster care cost: \$1,553,282.74  
 Relative home studies completed: 90  
 Adoptions finalized: 9  
 Independent Living Program children served: 42  
 Foster homes licensed: 2



Columbiana County Children Services received \$5700 in additional Incentive funds for:

- 95.79% compliance in visits with children
- 83.99% compliance in visits with parents
- 11.96% increase in performance
- Most improvement in visitations

## CHILD ABUSE AWARENESS MONTH (APRIL)



"Wear Blue to Work"  
 Day to Support Child Abuse Prevention:  
 April 13, 2016



On April 6<sup>th</sup>, the Board of Commissioners signed a Proclamation declaring April as "Child Abuse Prevention Month." 659 pinwheels were displayed in Lisbon's square representing the number of child abuse & neglect investigations conducted by Columbiana County staff in 2015.

## COOKIES FOR A CAUSE – WRAP OUR KIDS IN LOVE FUNDRAISING EVENT (NOVEMBER)

The 2<sup>nd</sup> Annual "Cookies for a Cause-Wrap Our Kids in Love" fundraising event was held on Saturday, November 12<sup>th</sup>, at The Links at Firestone in Columbiana to raise awareness & funds for the care of the children involved with Columbiana County Children Services. Over 260 people attended. Area professional & amateur bakers provided 32 varieties of cookies. Three judges (Columbiana County Commissioner Tim Weigle, Marcy Patton of The Counseling Center, & area realtor, Harry Hofmeister) tasted the cookies & gave out various awards to the bakers who participated. Guests enjoyed cookies & appetizers; a Chinese raffle; a wine raffle; a Silent Auction; & a 50/50 drawing. Two area musical groups provided entertainment. WKBN Meteorologist, Paul Wetzl, served as the evening's emcee. The event raised \$13,735 for the children.

**COOKIES FOR A CAUSE...  
 WRAP OUR KIDS IN LOVE**





# ADULT PROTECTIVE SERVICES

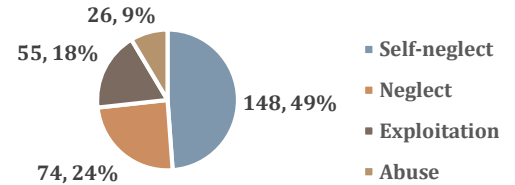
## REFERRALS/INVESTIGATIONS

Referrals received: 341  
 Investigations: 240 (70%)  
 Nearly half (49%) were for self-neglect



Governor John R. Kasich signed a Proclamation designating June 15<sup>th</sup> as "World Elder Abuse Awareness Day." The elder population (60+) is the fastest growing population in Ohio at 26% & is expected to grow to 35% by 2030.

## TYPES OF INVESTIGATIONS



Community Caring for Seniors Conference  
 August 18, 2016



Elder Abuse Awareness Balloon Launch  
 June 15, 2016



# SENIOR CITIZENS SERVICES

## Program History:

Senior Citizens Services half mil levy passed in November 2015  
 Commissioners named Columbiana Co. DJFS as Levy Administrative Agent  
 Commissioners appointed 5-member Levy Advisory Board:

- Kathie Chaffee, Mental Health Recovery Services Board
- Wes Vins, County Health Department
- Betsy Williams, Salem Regional Hospital
- Bernie Bennett, Metropolitan Housing Authority
- Joe Rossi, Area Agency on Aging

Naomi Wells hired as Senior Citizens Services Administrator  
 2 case managers hired to meet with families and assess needs  
 Contracts implemented with various service providers  
 Officially began taking referrals on September 1, 2016

**MISSION: To keep seniors safe in their own homes**



Types of Services	Number of Requests
Chore Services	12
Dumpster Services	8
Emergency Utility Services	2
Extermination Services	12
Guardianship Services	54
Home Health Aid Services	6
Homemaker Services	48
Home Repair Services	7
Representative Payee Services	5
<b>TOTAL REQUESTS</b>	<b>232</b>



Top 6 areas served were Salem (38); East Liverpool (35); Wellsville (15); Lisbon (14); Columbiana (8); and East Palestine (7).

# CHILD SUPPORT ENFORCEMENT COLLECTIONS

Support collections: \$17,381,568.00  
In-house cash payments: \$381,746.00



## 2016 statistics:

- 10,431 total cases
- 1,482 appointments w/ customers
- 42,187 total phone calls
- 256 Seek Work cases
- 168 review and adjustments
- 505 emancipations

## ESTABLISHMENT (PATERNITY, SUPPORT/MEDICAL ORDERS)

Paternity established for: 94 kids  
Support/medical orders established for: 88 kids



## CHILD SUPPORT AWARENESS MONTH (AUGUST)



"Wear Green to Work"  
Day for Child Support  
Awareness:  
August 3, 2016



Support is Key!  
On July 29<sup>th</sup>, Columbiana County CSEA hosted a breakfast for community partners to kick off Child Support Awareness Month. Jeffrey Aldridge, Deputy Director for Child Support for the State of Ohio, was the featured speaker. Other activities during August included a children's book drive, expansive collection initiatives, participation in the county fair, and community info sessions.

## BUSINESS/ADMINISTRATIVE OFFICES

### ADMINISTRATIVE/PROGRAM EXPENDITURES

#### Administration

Shared	\$ 1,623,021.17	
Income Maintenance	3,442,456.83	
Social Services	2,016,003.09	
Child Support	1,208,854.07	
<b>Subtotal</b>		<b><u>\$ 8,290,335.16</u></b>

#### Purchased Services

IM / TANF	\$ 305,285.78	
Summer Youth	750,769.45	
Social Services	38,195.95	
Child Support	316,367.22	
<b>Subtotal</b>		<b><u>\$ 1,410,618.40</u></b>

#### Assistance Expenditures

Ohio Works First / TANF	\$ 1,778,958.00	
Prevention, Retention, Contingency (PRC)	338,341.51	
Disability Assistance	173,499.00	
Food Stamps	23,824,141.00	
Aged Medicaid	3,442,362.28	
Blind Medicaid	170,903.44	
Disabled Medicaid	39,370,023.19	
OWF/Transitional/Healthy Start	28,137,561.04	
<b>Subtotal</b>		<b><u>\$ 97,235,789.46</u></b>

**Grand Total** **\$106,936,743.02**

County Share of Total (Mandated Share)	\$ 219,745.54
Administrative Cost (as percent of total)	7.75%
County Share (as percent of total)	0.21%

# HUMAN RESOURCE OFFICE/STAFF

## COLUMBIANA COUNTY DJFS STAFF: OUR MOST IMPORTANT RESOURCE

Staff:

- New Hires: 15
- Retirements: 2
- Resignations: 8
- Terminations: 0
- Total Staff (12/31/16): 135

Child Support Enforcement  
1 new hire  
1 resignation

Public Assistance Department  
8 new hires  
3 resignations; 1 retirement

Children Services Division  
4 new hires  
4 resignations

Business Office/ HR/Administration  
1 new hire  
1 retirement

Adult Protective/Senior Services  
1 new hire

## SENIOR COMMUNITY SERVICE EMPLOYMENT PROGRAM (SCSEP)


This mandated federal program assists unemployed older adults seeking to rejoin the workforce. In 2016, there were 20 participants earning minimum wage for 20 hours per week. Salaries paid for July 2016 – January 2017 totaled \$82,810.00 for 10,215 hours of combined community service by low-income seniors 55 years or older. 12 host county offices/agencies employed the seniors.



## 2016 RETIREMENTS



Barb Veon retired on April 27<sup>th</sup>  
with 25 years of service



Jan Bean retired on October 3<sup>rd</sup>  
with 27 years of service





# AGENCY ACTIVITIES

In 2016, a total of 1,131 food orders were distributed to 1,830 adults; 1,027 children; and 96 senior citizens. The agency food pantry closed in October 2016.



Agency Blood Drives were held on June 29<sup>th</sup> and on December 15<sup>th</sup>. 24 employees donated in June, and 11 donated in December.



The CCDJFS Relay for Life Team held fundraisers including a baked potato luncheon and a Rada cutlery sale. The annual Walk for Life event was held in Salem, Ohio on Saturday, June 11<sup>th</sup>.



The Catholic Charities Community Support Award was presented to Columbiana County DJFS on August 25<sup>th</sup> at the Annual Catholic Charities Regional Voice of Hope Brunch.



CCDJFS participated in County Wellness Activities including a Biggest Loser Contest and various wellness challenges to drink more water, get more sleep, walk more flights of stairs, eat more veggies and fruits, track daily nutrition, and gain no weight during the holidays. Sleep disorder and stress prevention presentations were also offered to staff. On October 30<sup>th</sup>, 6 staff members (Tina Borden, Eileen Dray-Bardon, Sheri Beverly, Michelle Massey, Laura Gordon, and Jen Hoffman) participated in the 1<sup>st</sup> Annual Halloween Dash 5K Walk/Run sponsored by the Columbiana County Park District at the Little Beaver Greenway Trail.



# AGENCY ACTIVITIES

A "Western" style Appreciation Breakfast was held for staff on May 27<sup>th</sup>. Several staff members from the agency's divisions served on the Employee Appreciation Committee to plan the annual event. Employees received their years of service certificates and pins. 13 staff members had 25 years or more of service. Activities included drawings for a variety of prizes and square dancing.



Halloween 2016



Christmas 2016





## CONTACT INFORMATION

COLUMBIANA COUNTY DEPT. OF JOB & FAMILY SERVICES  
7989 DICKEY DRIVE, SUITE 2, LISBON, OH 44432

PHONE: 330-424-1471

FAX: 330-424-0925

[WWW.COLUMBIANACOUNTYJFS.ORG](http://WWW.COLUMBIANACOUNTYJFS.ORG)

HOURS: MON-FRI 8 AM–4:30 PM

EXTENDED HOURS: 1<sup>ST</sup> THURSDAY OF THE MONTH 8 AM-6:30 PM

CHILD PROTECTIVE ADULT PROTECTIVE SERVICES

PHONE: 330-420-6600

FAX: 330-424-0931

HELP HOTLINE: 330-424-7767

CHILD SUPPORT ENFORCEMENT

PHONE: 330-424-7781

TOLL FREE: 800-353-0125

FAX: 330-420-2106

SENIOR CITIZENS SERVICES

PHONE: 330-420-6695

FAX: 330-420-6698